

Specification

- ☞ Standard mounting holes with adjustable dimension.
- ☞ Lift off side panel with slam latches for easy removal.
- ☞ 180 degrees tempered glass swing door for wider opening and easy access.
- ☞ High quality powder coated.
- ☞ Various optional accessories.
- ☞ Easy to assemble.
- ☞ Top and bottom with cable entry.
- ☞ Adjustable feet.
- ☞ Color option, black , white gray.
- ☞ 22U, 600x600x1166, max static loading 800kg.
- ☞ Comply with EIA-310-E, IEC297-2, DIN41491 PART1, DIN41494 PART7.



Several cable input panels meets different location cable routing request.




Quick opening latch structure, reversible door. The opening angle of the cabinet door is greater than 180 degrees.



Adjustable steel tray, 150kg maximum loading capacity



Trapezoid section mounting beam



Spring Lock




Fan units for dissipate heat



Detachable side panels, can be locked.

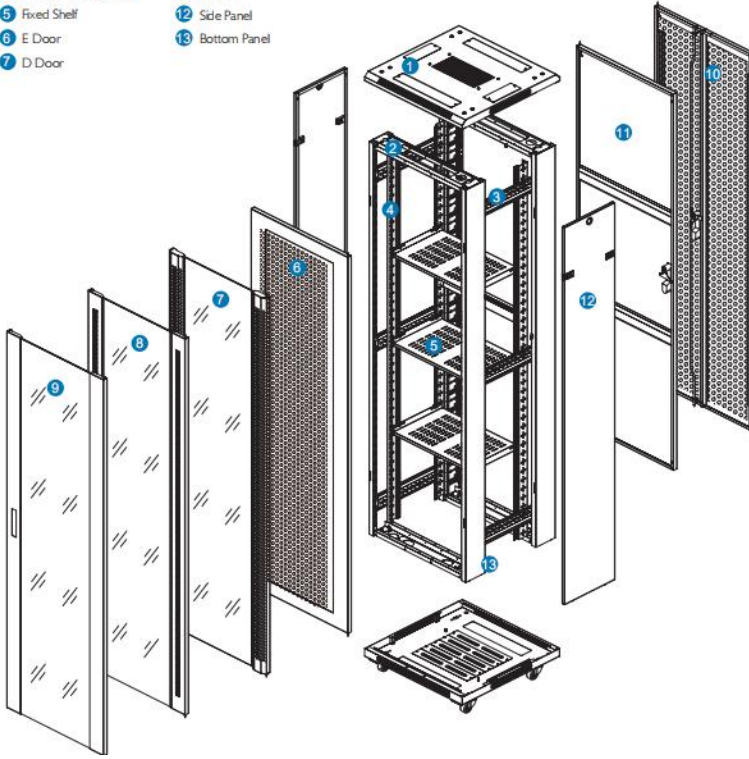


U height indicator vertical rail.



Moveable bottom panel for easy cable management

- 1 Top Panel
- 2 Frame
- 3 Mounting Beam
- 4 Vertical Mounting Rails
- 5 Fixed Shelf
- 6 E Door
- 7 D Door
- 8 C Door
- 9 B Door
- 10 F Door
- 11 A Door
- 12 Side Panel
- 13 Bottom Panel



S/N	Part name	Quantity	Unit	Material	Surface finish	Remark
1	Top panel	1	Piece	SPCC cold rolled steel t1.2	powder coated	---
2	Bottom panel	1	Piece	SPCC cold rolled steel t1.2	powder coated	---
3	Frame	2	Piece	SPCC cold rolled steel t1.2	powder coated	---
4	Mounting beam	6	Piece	SPCC cold rolled steel t1.5	powder coated	4pcs for lower 37U
5	Vertical mounting rails	4	Piece	SPCC cold rolled steel t2.0	powder coated	---
6	Front door	1	Piece	---	powder coated	---
7	Rear door	1	Piece	---	powder coated	---
8	Side panel	2	Piece	SPCC cold rolled steel t1.2	powder coated	---
9	Spring lock	2	Piece	Zinc alloy	Black	With 2 keys
10	Fixed shelf	3	Piece	SPCC cold rolled steel t1.2	powder coated	1pcs for lower 37U
11	Heavy duty castor	4	Piece	---	---	2"
12	M12 adjustable feet	4	Piece	---	---	---
13	Fan unit	4	Piece	---	---	Depth of 600 mm,2 pieces
14	8 outlet standard socket	1	Piece	---	---	---
15	M6 Cage Nuts and Screws	40	Set	---	---	20sets for lower 37U
16	Floating nut hook	1	Piece	---	---	---
17	Allen Key	1	Piece	---	---	---